

Porterville Quilters Newsletter

March 2021
Ps and Qs

President's Message

It seems like forever since we've been together. I miss you all and the joy and laughter we all shared. I hope with the vaccines we will get closer to meeting again.

I've started sewing again. I think that I, like so many others, have been so overwhelmed that I just didn't sew or quilt anything. I've been so concerned about keeping our club together. What a worry! Keep our club in your thoughts!!

The Board met on March 2, at Jenny's house. Laurie states that the response to our requests for donations has been pretty good. Remember, we're trying to keep our club open, so we can meet again. Laurie said there were no questions regarding the budget, so we will accept it as presented.

Karen E. said there will be a Fresno Home Show on May 21, 22, 23. We won't know if we can participate until April.

Rusty Roots has an outside event with a free booth for us on March 20th.

The Ag. Center has a show May 15 & 16th, and Sept. 18 & 19. We'll let you know more when we can.

We got a lovely letter of thanks from The Family Crisis Center for the donations of Little Quilts.

Please remember that the Little Quilts group is what enables us to be a non-profit club. Thanks you to all of you who participated in providing Little Quilts with time, work, fabric and skills.

We would like to know if any are interested in meeting in a park. You would have to bring your own chair, snacks, drinks, etc., just to get together. We don't know of one where there is a restroom open. E-mail your response to Priscilla.

We drew a name for the Floating Feather Block of the month, and the winner was Jan McCusker.

We also drew a name for the Folded Star, and the winner was Becki Eaton.

The 2021 Opportunity Quilt, made by Phyllis Taylor, was named *Mosaic Magic*.

Our next Board meeting will be May 7th, 2021 @ 10:00 at Jenny McKinsey's home.

Stay safe, and be well, until we can meet again.

Karen Andris

Volume 37, Issue 3

Editor:
Priscilla Summers
psummers111@gmail.com



Reminders & Thanks

- *Thank you for your donations!*
- *Let Priscilla know if you would like to meet in a park for an outdoor meeting.*
- *Get your March BOM supplies from Doris.*
- *See thank you letter on page 3!*

Happy St.
Patty's Day

Member News

Juanita Loftis had COVID-19 but is some better now.

Josie Flashberger's phone number is incorrect in our Membership Book. Please update with the following: 559-310-1437.

Darlene Byars new phone 559-359-9826

and address:

Sierra Hills

Darlene Byars, Rm 111
2500 W. Henderson Ave.
Porterville, CA 93257

Marlis Bownfield is using the P.O. Box listed in Lindsey, not her street address.

Karen Ervin is planning our first meeting as Potluck, Show

and Tell, and socializing.

Also, the Paint Chip Challenge is still open to show at the 1st meeting. No date set as yet.



Cradle Quilts

The club will again this year be having the Cradle Quilt project.

This is a community service that is very much needed at Christmas time. If you would like to make a small quilt or two to donate we would appreciate your help.

Finished quilts are to be no smaller than 19x19 inches or larger than 21x21 inches. I will

be making up kits with the top, batting, back and binding included. If you would like to use your own fabric, we having batting available for you. Just let me know if you would like a kit or batting and I will be happy to drop them by your home.

Thank you,

Lynette Stover 781-3166



Little Quilts

Dear Quilters,

Yes, Little Quilts is meeting every other Tuesday and Hillside Church. We are happy to have Christie Zepeda and Peggy Polecat join us to help in making the Little Quilts.

We want to thank our quilt members for all your hard work and help with those beautiful little quilts and little quilt tops. So far we have delivered 28 Little Quilts to Battered Women's Shelter. The quilts that are for adults and not children go to

the Cancer Center.

We are in need of backing for some of the quilt tops. It takes about a yard and a half. Also, we are in need to people to help make Little Quilts, or you can pick up one of our Little Quilt kits and return it as soon as you are able. I want to say I/we miss all of you very much and hope our club can meet again soon.

As you may know we are very small in numbers but mighty in what is being done for the kids

and adults that are sooo much in need.

A great big THANK YOU!!!


Hugs to you all,

Ann Haas, Jody Mead, Peggy Polecat and Christie Zepeda.

P.S. Oh!!! how we miss you Darlene Byars and hope you get well soon and join us at Little Quilts.

Anne, Jody, Peggy and Christie





Healthy Start Family Resource Center

"When you need help, a place to begin"

December 4, 2020

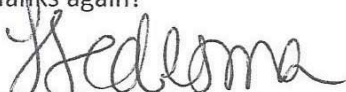
Porterville Quilters
C/O Lynette Stover
11301 Road 248, Apt E
Porterville, CA 93257

Dear Lynette Stover and Porterville Quilters,

We wish to convey our sincere appreciation for the hand-sewn quilts and dolls, which were received at our Healthy Start Family Resource Center recently. Thank you for continuing the yearly tradition of providing gifts for the children of Lindsay. The quilted bags with activities provided this year, were also an immediate hit with the children.

On behalf of Lindsay Unified School District, as well as our staff, we want to wish you and your Quilting group and their families, a most safe and joy filled holiday season.

Thanks again!



Linda Ledesma, Director



Linda Ledesma, Director
400 E. Hermosa St., Lindsay, CA 93247
Phone (559) 562-8292 * Fax (559) 562-8008
www.lindsay.k12.ca.us

March 2021 - Block of the Month

Questions: Doris 791-9078

Scrap Buster Block - All from Your Stash!



CUT: Great way to use up some left overs.

- **Cut 12** - 2 1/2 inch squares from your fabric stash: white, cream, pale gray or beige in light color fabrics.
- **Cut 13** - 2 1/2 inch squares from your fabric stash in medium to dark prints.

SEW: Scant quarter inch seams.

1. Sew two light squares to one print square - **make two**
Start to lay out block as indicated in diagram A. below.



A. Lay out diagram

2. Sew two light squares to three print squares - **make two.** →

Scrap Buster Block - Continued

3. Sew two light squares to five print squares - make one.
4. Lay out as shown in diagram A. above. Press seams. I like the seams pressed one way and then the opposite in the next row. I press and starch at this point. The corners will be full squares and trimmed off when the block is sized up.
5. Join the rows together. Back stitch at the beginning and end of each row. Press seams out from center row.
6. Lay out block on point and square up block to 9 inches. See diagram B. below.



- B. Turn on point and trim block to 9 inches...be sure to leave a quarter inch seam allowance all around. (When sewn the block will measure 8 1/2 inches)

These are fun and easy so why not make two or three and use up those scraps? Place finished block(s) in a baggie with your name and drop off at Calico Mermaid by May 5th. Drawing for blocks will be held on May 7th.

Show and Tell

Doris Pyland
Table Runner



Priscilla Summers
"Red Bird"

Front



Back



Porterville Quilters Club

Mailing Address:

P.O. Box 1881
Porterville, CA 93258

The purpose of the Porterville Quilters Club is to create, stimulate, maintain, and record an interest in all matters pertaining to the making, collecting and preserving of quilts and to establish and promote educational and philanthropic endeavors through quilts.

We're on the Web!
portervillequilters.com

Our email address:
pvquilters@gmail.com

Club Officers 2021

- President: Karen Andris
- Vice President: Karen Ervin
- Treasurer: Laurie Jackson
- Recording Secretary: Jenny McKinsey
- Corresponding Secretary: Ashley Cooper

March Birthdays

- Brenda Amyx*
- Carol Stowe*
- Diana McKay*
- Georgia Goode*



“Happy Birthday to you,
Happy Birthday to you,
May your bobbins be full,
And your seams be straight, too.”



Thanks to our Sponsors!



Calico
Mermaid

**Downtown Porterville's
Quilt Fabric Shop**
122 N. Main 559 793-2510
Tuesday-Saturday 10-6 Sunday 1-5
fabric - classes
www.CalicoMermaid.com
Follow us on Facebook

Calico Mermaid



Sheri Cates
32145 Success Valley Drive
Porterville, CA 93257
P: (559) 781-8598
C: (559) 310-0218

*Sheri's Quilting
Memories*
Hand Guided Longarm Quilting


sheri@sherisqm.com

ZOE'S QUILTING DESIGNS
Quality longarm and custom quilting

Sherry Loftis
zoesquilting@gmail.com


33150 Pleasant Oak Dr.
Springville, Ca. 93265
559-359-7966

**Josie's Longarm
Machine Quilting**



Ridding the world of UFO's
(unfinished objects)

Josie Flashberger
559-310-1437



**Moss
Creek
Quilts**

- Long Arm Quilting
- Attribute Quilting- the art of writing words on your quilt
- Quick turn around
- Lessons available

Marrianna Moss
Owner
559-359-9674 Cell
559-535-5520 Home